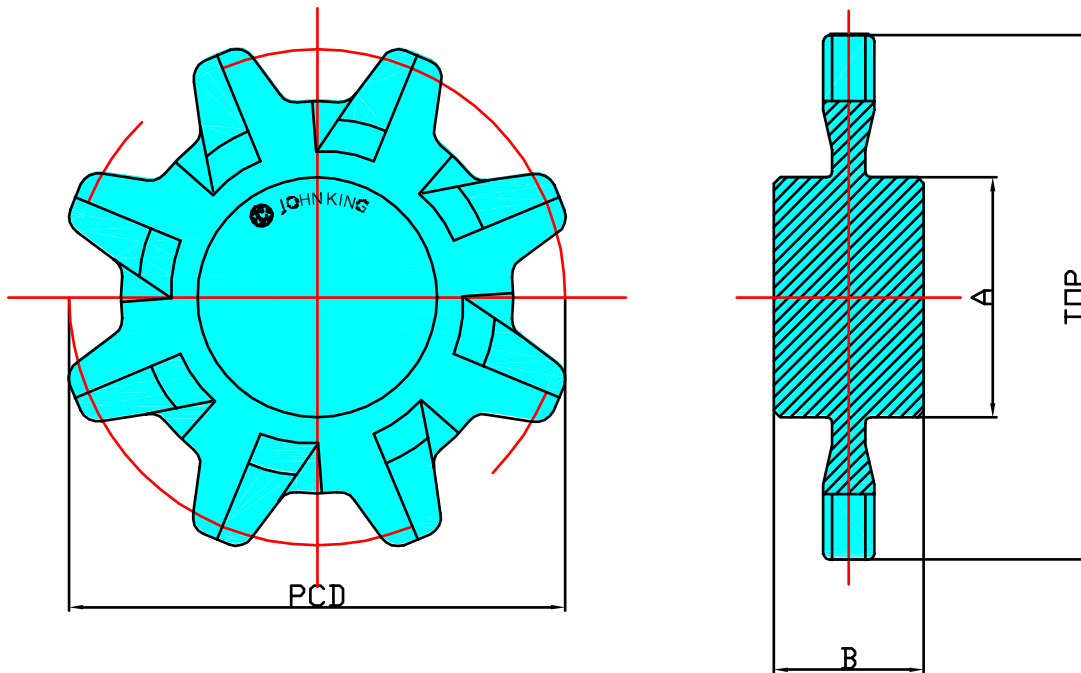


## SPROCKETS

## CAST CC600 / CC1300 DRIVE SPROCKETS



SPROCKET No.	No. OF TEETH	BOSS SIZES				PCD		TOP	
		A		B		in	mm	in	mm
		in	mm	in	mm				
41/CC600/6T	6	3	76.2	2¼	57.15	5.00	127.0	5.60	142.30
41/CC600/8T	8	3½	88.9	2½	63.5	6.53	165.90	7.0	177.80
41/CC600/10T	10	4½	114.3	2½	63.5	8.09	205.50	9.20	234.00
41/CC600/12T	12	5	127	3¾	69.85	9.66	245.40	10.25	260.00
41/CC600/14T	14	5	127	3	76.2	11.24	285.50	12.30	312.00
41/CC1300/8T	8	3½	88.9	2¼	57.15	8.49	215.65	9.40	239.00
41/CC1300/10T	10	4	101.6	3	76.02	10.52	267.20	11.63	295.00
41/CC1300/12T	12	5½	139.7	3	76.02	12.56	319.00	13.75	349.00
41/CC1300/14T	14	5½	139.7	3½	88.9	14.61	371.10	15.80	401.00



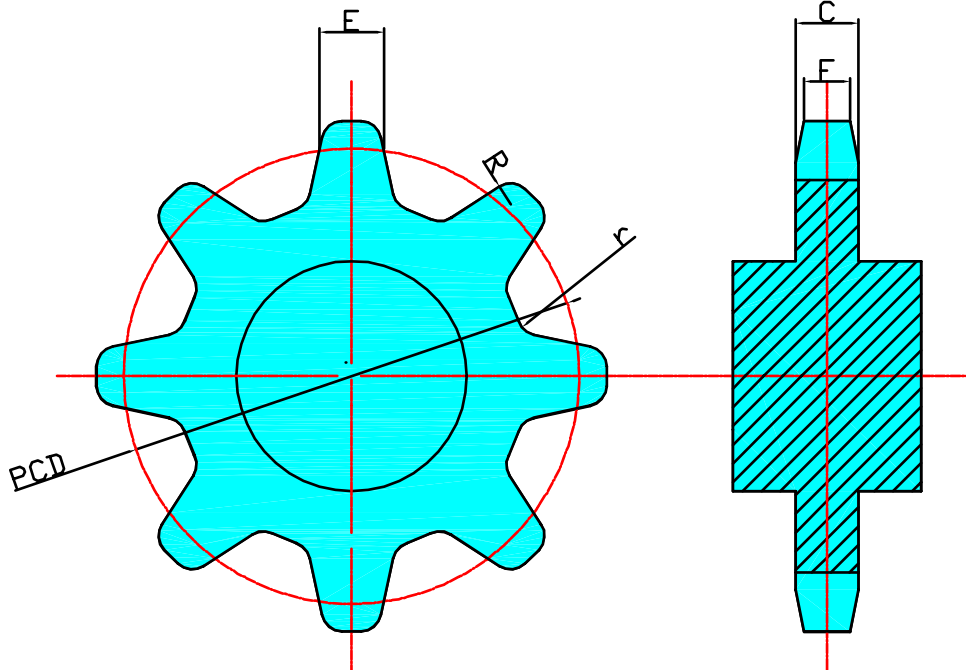
(UK) John King Chains Limited.  
New Climax Works, Lancaster Way, Sherburn in Elmet LS25 6NS UK  
Telephone: (44) 01977 681910 Facsimile: (44) 01977 681899  
E-mail: admin@johnking-chain.com  
technical@johnking-chain.com  
sales@johnking-chain.com

John King (USA) Inc.  
200 Catherine Street, Unit 7B, E. Peoria IL61611 USA  
Telephone: 309-698-9250 Facsimile: 309-698-9259  
E-mail: salesusa@johnking-chain.com

Web: www.johnkingchains.com

## SPECIAL SERIES CHAINS

## JK PATTERN STEEL DETACHABLE CHAIN SPROCKETS



### TOOTH FORM

CHAIN NO.	D	E	R		r	C	F
			MAX NO. OF TEETH				
55	10.5	16-12	13	31	7	16.5	9
57	10.5	28-20	15	49	7	24	14
62	10.5	16-12	13	31	7	20.5	12
72 1/2	10.5	16-12	13	32	7	24	14
74	15.7	23-17	13	45	10	28	16
78	12.5	30-22	14	55	8	28	16
103	15.7	33-24	14	61	12	32	19

### HUB DIAMETERS

CHAIN NO.	NO. OF TEETH				
	8	10	11	12	14
55,62	50	60	70	70	80
57	60	75	75	75	75
74	75	75	75	75	80
78	75	75	75	85	85

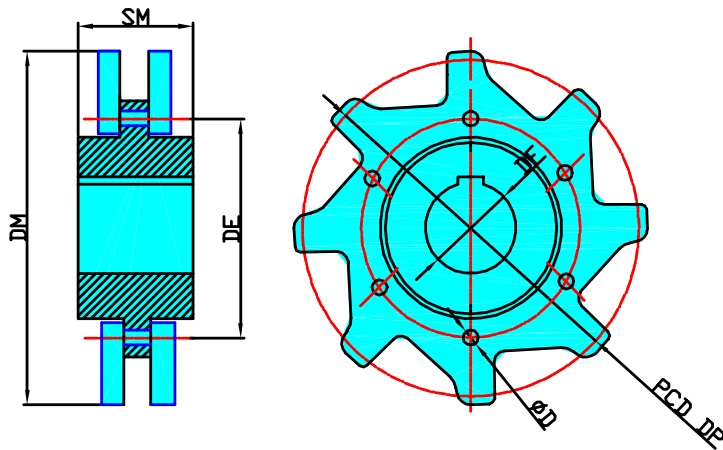
### PITCH DIAMETERS

NO. OF TEETH	CHAIN NO.						
	55	57	62	72 1/2	74	78	103
6	83.3	118.0	83.4	84.4	121.2	134.2	157.0
7	96.1	136.0	96.1	97.3	139.7	154.6	180.9
8	109.0	154.2	109.0	110.3	158.4	175.3	205.1
9	121.9	172.5	121.9	123.4	177.2	196.2	229.5
10	134.9	190.9	134.9	136.6	196.1	217.1	254.0
11	148.0	209.4	148.0	149.8	215.1	238.2	278.6
12	161.1	228.0	161.1	163.0	234.1	259.3	303.3
13	174.2	246.5	174.2	176.3	253.2	280.4	328.0
14	187.4	265.1	187.4	189.6	272.3	301.5	352.8
15	200.6	283.8	200.6	203.0	291.5	322.7	377.6
16	213.7	302.4	213.7	216.3	310.6	343.9	402.4
17	226.9	321.1	226.9	229.7	329.8	365.2	427.2
18	240.1	339.8	240.1	243.0	349.0	386.4	452.1
19	253.3	358.5	253.3	256.4	368.2	407.7	476.9
20	266.6	377.2	266.6	269.8	387.4	428.9	501.8
21	279.8	395.9	279.8	283.1	406.6	450.2	526.7
22	293.0	414.6	293.0	296.5	425.8	471.5	551.6
23	306.2	433.3	306.2	309.9	445.0	492.8	576.5
24	319.5	452.0	319.5	323.3	464.3	514.1	601.4
25	332.7	470.7	332.7	336.7	483.5	535.4	626.3
26	346.0	489.5	346.0	350.1	502.8	556.7	651.3
27	359.2	508.2	359.2	363.5	522.0	578.0	676.2
28	372.4	527.0	372.4	376.9	541.2	599.3	701.1
29	385.7	545.7	385.7	390.3	560.5	620.6	726.1
30	398.9	564.4	398.9	403.7	579.7	641.9	751.0

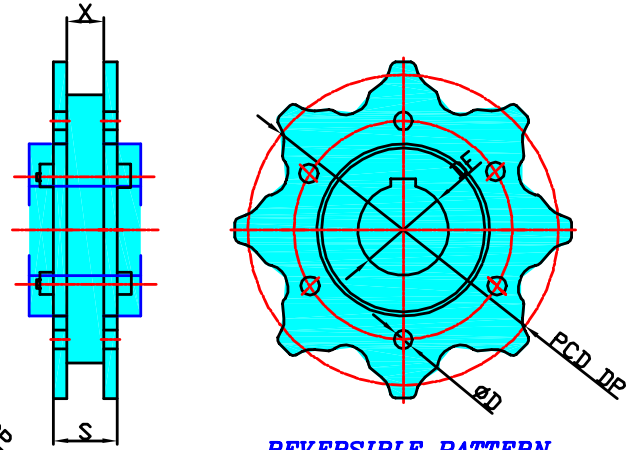


## FORGED FORK LINK CHAINS

## SPROCKETS



**STANDARD ASYMMETRICAL PATTERN**



**REVERSIBLE PATTERN**

All measurements in mm.

CHAIN No.	No. OF TEETH	DM (TOP)	DP PCD	DE (HOLE PCD)	DF (MAX)	øD	No. OF HOLES	S	X	SM		
10160 10160R*	6	216	203.2	132	70	10	6	34	36*	10	12*	83
	7	246	235.1	146	70	12	6	34	36*	10	12*	83
	8	277	265.49	168	85	12	6	34	36*	10	12*	83
	10	340	328.78	200	105	12	6	34	36*	10	12*	83
	12	404	392.55	260	105	12	8	34	36*	10	12*	83
14218	6	304	284.0	168	85	12	6	45		15		95
	7	344	327.3	200	105	16	6	45		15		112
	8	390	371.06	241	115	20	8	45		15		127
	9	435	415.18	286	150	20	8	45		15		127
	10	480	459.52	286	150	20	8	45		15		127
	11	524	504.02	368	170	20	8	45		15		150
	12	570	548.64	415	170	20	8	45		15		150
	13	614	593.37	470	170	20	8	45		15		150
14226	7	344	327.3	200	105	16	6	60		20		112
	8	390	371.06	241	114	20	8	60		20		150
	9	435	415.18	286	150	20	8	60		20		150
	10	480	459.52	286	150	20	8	60		20		150
	11	524	504.02	368	170	20	8	60		20		150
	12	570	548.64	415	170	20	8	60		20		150
	13	614	593.37	470	170	20	8	60		20		180
	14	660	638.15	470	170	20	8	60		20		180
21640	6	459	432.0	247.7	140	20	6	65		25		150
	7	524.8	497.8	311.2	140	24	8	65		25		150
	8	591.4	564.4	381.0	170	20	8	65		25		150
	9	658.5	631.5	431.8	170	24	8	65		25		203
	10	726	699.0	490.0	170	24	8	65		25		203
26040	8	710	679.40	460	180	20	8	82		25		150
	10	870	841.37	460	180	24	8	82		25		150
	12	1035	1004.56	460	180	24	8	82		25		150



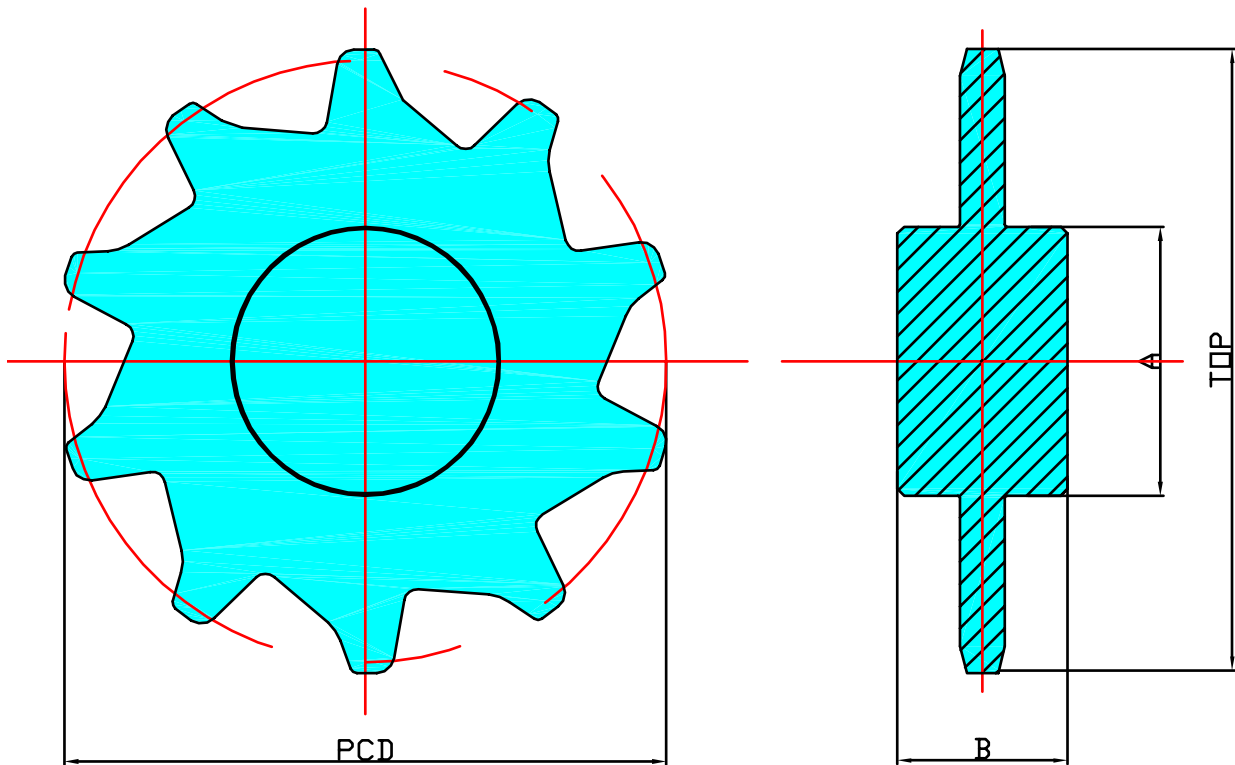
(UK) John King Chains Limited.  
 New Climax Works, Lancaster Way, Sherburn in Elmet LS25 6NS UK  
 Telephone: (44) 01977 681910 Facsimile: (44) 01977 681899  
 E-mail: admin@johnking-chain.com  
 technical@johnking-chain.com  
 sales@johnking-chain.com

John King (USA) Inc.  
 200 Catherine Street, Unit 7B, E. Peoria IL61611 USA  
 Telephone: 309-698-9250 Facsimile: 309-698-9259  
 E-mail: salesusa@johnking-chain.com

Web: www.johnkingchains.com

## ACETAL CASE CHAINS

## PM600 / PM1400 DRIVE SPROCKETS

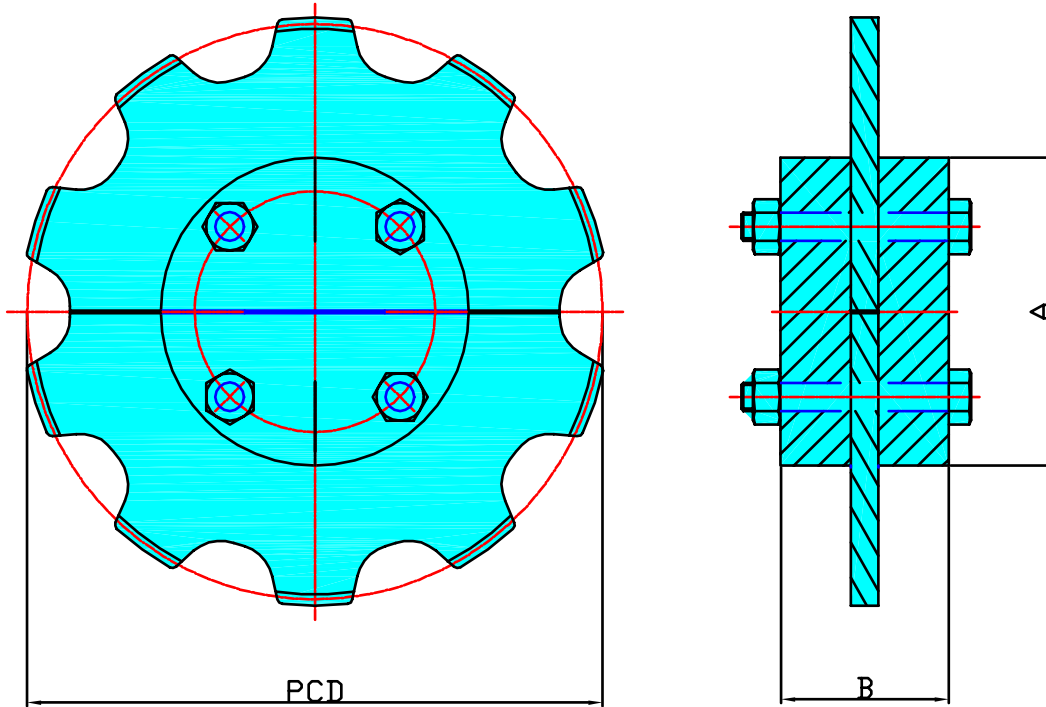


SPROCKET No.	No. OF TEETH	BOSS SIZES				PCD		TOP	
		A		B		in	mm	in	mm
		in	mm	in	mm				
36/PM600/6T	6	3	76.2	2¼	57.15	5.00	127.0	5.60	142.30
36/PM600/8T	8	3½	88.9	2½	63.5	6.53	165.90	7.0	177.80
36/PM600/10T	10	4½	114.3	2½	63.5	8.09	205.50	9.20	234.00
36/PM600/12T	12	5	127	3¾	69.85	9.66	245.40	10.25	260.00
36/PM600/14T	14	5	127	3	76.2	11.24	285.50	12.30	312.00
36/PM1400/8T	8	3½	88.9	2¼	57.15	8.49	215.65	9.40	239.00
36/PM1400/10T	10	4	101.6	3	76.02	10.52	267.20	11.63	295.00
36/PM1400/12T	12	5½	139.7	3	76.02	12.56	319.00	13.75	349.00
36/PM1400/14T	14	5½	139.7	3½	88.9	14.61	371.10	15.80	401.00



## ACETAL CASE CHAINS

## SPLIT CONSTRUCTION DRIVE SPROCKETS

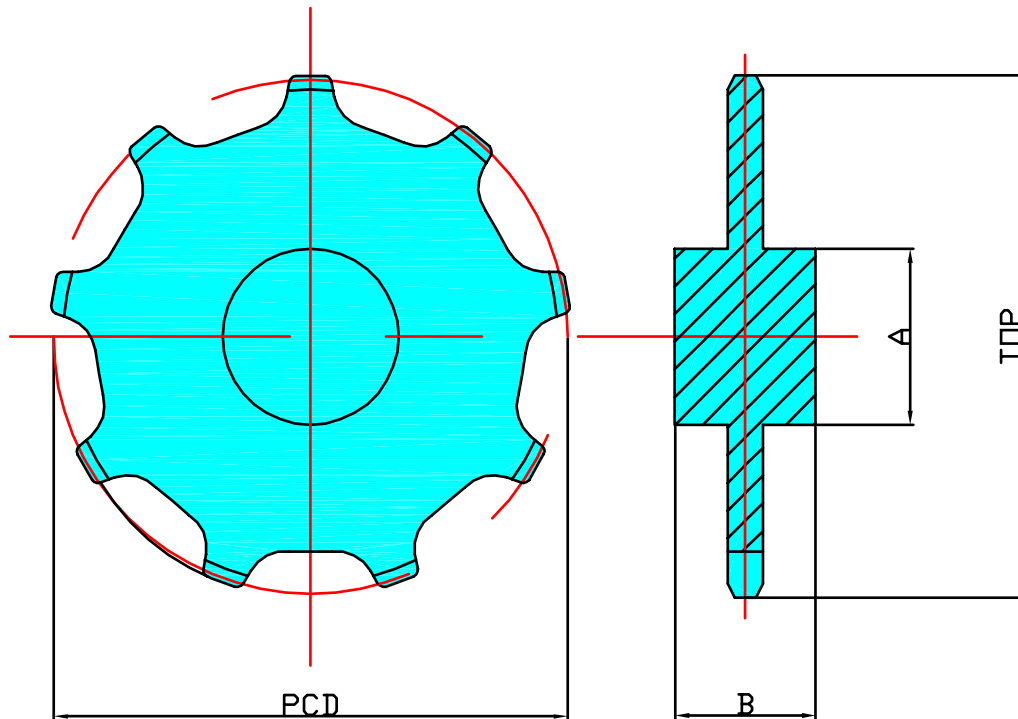


SPROCKET No.	No. OF TEETH	BOSS SIZES				PCD	
		A		B		in	mm
		in	mm	in	mm		
36/PM600/6TS	6	4	100	2	50	5.00	127.0
36/PM600/8TS	8	4	100	2	50	6.53	165.90
36/PM600/10TS	10	4	100	2	50	8.09	205.50
36/PM600/12TS	12	4	100	2	50	9.66	245.40
36/PM600/14TS	14	4	100	2	50	11.24	285.50
36/PM1400/8TS	8	4	100	2½	63.5	8.49	215.65
36/PM1400/10TS	10	4	100	2½	63.5	10.52	267.20
36/PM1400/12TS	12	4	100	2½	63.5	12.56	319.00
36/PM1400/14TS	14	4	100	2½	63.5	14.61	371.10



## ACETAL CASE CHAINS

## PM1700 DRIVE SPROCKETS



SPROCKET No.	No. OF TEETH	BOSS SIZES				PCD		TOP	
		A		B		in	mm	in	mm
		in	mm	in	mm				
36/PM1700/8T	8	1.97	50	1.57	40	5.14	130.60	5.24	133.00
36/PM1700/10T	10	2.36	60	1.97	50	6.37	161.80	6.54	166.00
36/PM1700/12T	12	2.36	60	1.97	50	7.60	193.00	7.72	196.00



## ACETAL CASE CHAINS

## PM508 DRIVE SPROCKETS

SPROCKET No.	No. OF TEETH	HUB DIAMETER		BOTTOM DIAMETER		PCD		TOP	
		in	mm	in	mm	in	mm	in	mm
36/PM508/8T	8	2.56	65.0	3.95	100.3	5.23	132.8	5.28	134.00
36/PM508/10T	10	2.56	65.0	5.20	132.0	6.47	164.4	6.61	168.00
36/PM508/12T	12	2.56	65.0	6.46	164.0	7.73	196.3	8.03	204.00
36/PM508/15T	15	2.56	65.0	8.35	212.1	9.62	244.3	9.84	250.00



(UK) John King Chains Limited.  
 New Climax Works, Lancaster Way, Sherburn in Elmet LS25 6NS UK  
 Telephone: (44) 01977 681910 Facsimile: (44) 01977 681899  
 E-mail: [admin@johnking-chain.com](mailto:admin@johnking-chain.com)  
[technical@johnking-chain.com](mailto:technical@johnking-chain.com)  
[sales@johnking-chain.com](mailto:sales@johnking-chain.com)

John King (USA) Inc.  
 200 Catherine Street, Unit 7B, E. Peoria IL61611 USA  
 Telephone: 309-698-9250 Facsimile: 309-698-9259  
 E-mail: [salesusa@johnking-chain.com](mailto:salesusa@johnking-chain.com)

Web: [www.johnkingchains.com](http://www.johnkingchains.com)